



**Electrolux**  
PROFESSIONAL

## PLUS - Static preparation 1400 mm Work Table with Upright and with Shelf - Right Bowl

ITEM #

MODEL #

NAME #

SIS #

AIA #



134105 (LSGTL1410D)

Work Table with right-hand  
bowl, lower shelf and  
upstand, 1400mm

### Short Form Specification

#### Item No.

Enhanced stability and solid construction thanks to the welded frame and legs. The 50mm high worktop in 304 AISI stainless steel, with Scotch Brite finishing 15/10 mm in thickness, has anti-drip edges and welded corners and 18mm thick undertop reinforced worktop, it's completely waterproof, double-sided laminated and 100% recyclable. Upstand h=100mm with 10mm radius corner covered on the back with AISI 304 stainless steel spot welded profile. Square section legs and height adjustable feet (+20/+30 mm) in 304 AISI stainless steel. 400 x 500 x 250 mm welded and polished bowl supplied with an overflow pipe and 1,5" drain hole. 40 mm-thick lower welded shelf in AISI 304 stainless steel slots easily into place at a height of 200 mm from the floor. Lower shelf is compulsory to install the chest of drawers.

### Main Features

- Enhanced stability and solid construction. Stability, loading and stress tests by external certified body.
- Product range suitable for international tenders requirements for intense usage installations.

### Construction

- Welded frame and legs.
- Worktop with 50 mm high profile, in s/s Scotch Brite finishing, 15/10 in thickness with anti-drip edges and welded corners.
- Constructed entirely in 304 AISI stainless steel.
- Sink bowl is sound-deadened, in polish stainless steel overflow pipe and 1,5" drain hole.
- Undertop is 18mm in thickness, reinforced, completely waterproof, double-sided laminated and 100% recyclable.
- Upstand back completely covered with Stainless Steel welded profile.
- Square section legs (40x40mm, 10/10 in thickness) and height-adjustable feet (-20/+30mm).
- Lower shelf has 40mm high profile, is 8/10 in thickness with upturned edges and bar reinforcement welded to legs for further structure reinforcement.
- Accessories:
  - drawers are easily accessible thanks to the fully extractable guides, completely in stainless steel. Rounded corners facilitate cleaning and improve hygiene, they can be installed in any position under the top and can hold GN containers with a maximum height of 100mm. Ergonomic stainless steel handle and fluently sliding guides.
  - single drawer and chest of 4 drawers are available in 400mm (suitable for 1/1 GN containers) or 600mm sizes.
  - chest of drawers available only for models with lower shelf.
  - set of castors as alternative to the feet, can be fitted as optional.

### Optional Accessories

- Drawer for 1/1GN container, 400mm PNC 855201 ☐
- Drawer 600X650X150mm PNC 855202 ☐
- Chest of 4 drawers for 1/1G, 400mm PNC 855203 ☐
- Chest of 4 drawers, 600mm PNC 855204 ☐
- Set of 4 wheels (2 with brake), diameter=100mm PNC 855205 ☐
- Single plastic drain syphon 1,5" for work tables with bowl PNC 855306 ☐

APPROVAL:



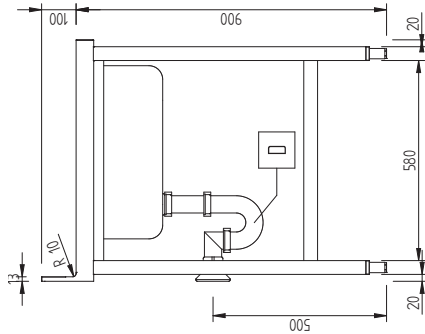
Experience the Excellence  
[www.electroluxprofessional.com](http://www.electroluxprofessional.com)



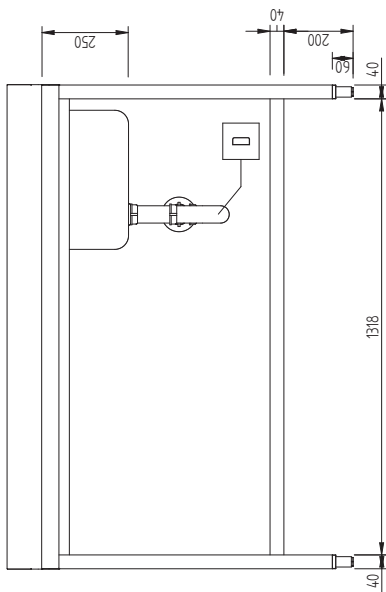
**Electrolux**  
PROFESSIONAL

## PLUS - Static preparation 1400 mm Work Table with Upstand and with Shelf - Right Bowl

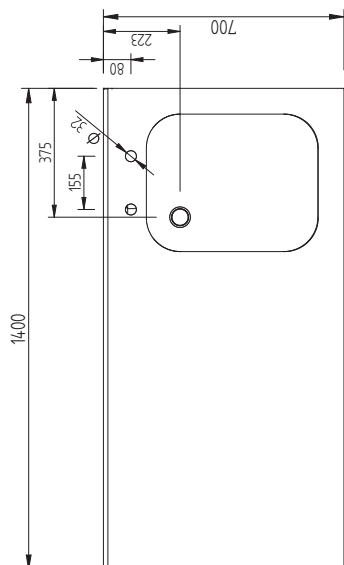
Front



Side



Top



### Key Information:

External dimensions, Width:

134105 (LSGTL1410D) 1400 mm

External dimensions, Depth: 700 mm

External dimensions, Height: 1000 mm

Upstand Dimensions, Height: 100 mm

Upstand Dimensions, Depth: 13 mm

Upstand Dimensions, Radius: R=10

Bowls number 1

Bowl dimensions 400X500XH250

Worktop thickness: 50 mm

Net weight: 49 kg

PLUS - Static preparation  
1400 mm Work Table with Upstand and with Shelf - Right Bowl

The company reserves the right to make modifications to the products  
without prior notice. All information correct at time of printing.

2025.06.30